



CANNABIS TRACKING SYSTEM

Monthly Reporting Guide



Government
of Canada

Gouvernement
du Canada

Canada

Health Canada is committed to protecting personal information as well as confidential business information that is under its control. Ensuring the confidentiality, integrity and availability of information is essential to government decision making and the delivery of services. Health Canada recognizes that protecting this information is essential to maintaining public trust in government. Health Canada has a systematic process to protect information including identifying and categorizing information, implementing appropriate privacy training for personnel, and safeguarding information technology by restricting access to information in the Cannabis Tracking and Licensing System (CTLS) to those who need access to perform their duties.

There may be instances where personal and/or confidential business information contained in applications made to Health Canada may be disclosed; however, this is done only as required or as permitted by law (e.g., data and/or contact information may be shared with Statistics Canada under the *Statistics Act*). The [Statistics Act](#) provides Statistics Canada with the legal authority to obtain administrative data for use in its statistical programs and requires it to maintain the confidentiality of the collected data.

In addition to protecting personal information, the *Privacy Act* gives Canadians the right to request access to and correct their personal information. For more information about these rights or about Health Canada's privacy practices, contact the privacy coordinator at 613-946-3179 or email HC.privacy-vie.privee.sc@canada.ca. Canadians also have the right to file a complaint with the privacy commissioner of Canada if they think their personal information has been handled improperly.

Disclaimer

This document should be read in conjunction with relevant sections of the *Cannabis Act*, its Regulations and the Cannabis Tracking System Order. In the case of discrepancy between this document and the *Cannabis Act*, its Regulations or the Order, the latter shall prevail.

Également disponible en français sous le titre :

Système de suivi du cannabis – Guide de présentation des rapports mensuels

© Her Majesty the Queen in Right of Canada 2020

Publication date: November, 2020

This publication may be reproduced without permission provided the source is fully acknowledged.

Cat.: H134-7/2019E-PDF

ISBN: 978-0-660-32046-5

Pub.: 190262

Publication history

<i>Title</i>	<i>Version</i>	<i>Publication Date</i>	<i>Effective Date</i>
Cannabis Tracking and Licensing System – Monthly Reporting Guide for Federal Licence Holders	Version 1	September 5, 2018	October 17, 2018
Cannabis Tracking and Licensing System – Monthly Reporting Guide for Provinces and Territories	Version 1	September 5, 2018	October 17, 2018
Cannabis Tracking and Licensing System – Monthly Reporting Guide for Federal Licence Holders	Version 2	February 8, 2019	February 8, 2019
Cannabis Tracking and Licensing System – Monthly Reporting Guide for Provinces and Territories	Version 2	February 8, 2019	February 8, 2019
Cannabis Tracking System – Monthly Reporting Guide	Version 3	August 2019	October 17, 2019
Cannabis Tracking System – Monthly Reporting Guide	Version 4	February 2020	February 2020
Cannabis Tracking System – Monthly Reporting Guide	Version 5	November 2020	November 2020




Important: This document is version 5 of the monthly reporting guide. It contains updated information and clarifies certain sections of the previous version of the guide.



Contents

1.0	Purpose	1
2.0	Background	1
3.0	Scope	1
4.0	Setting up: Before submitting monthly reports	2
4.1	General knowledge areas	2
4.2	CTLS account creation.....	2
4.3	Obtaining reporting level access — Federal licence holders	2
4.4	Obtaining reporting level access — provincial and territorial authorities	6
5.0	How to submit a report	6
5.1	Cannabis tracking reports	7
5.2	Health care practitioners report.....	9
6.0	What's new?	10
6.1	Current month reporting	11
6.2	Inventory variance validation	11
6.3	Mandatory capacity fields	11
6.4	Health care practitioner reports	11
6.5	Detailed error messages	12
6.6	Reports prior to November 2019	12
7.0	Understanding the CTS Reporting Fields.....	12
7.1	General information.....	12
7.2	Unpackaged inventory	13
7.3	Packaged inventory	16
7.4	Sales	18
7.5	Medical	20
7.6	Business statistics.....	23
7.7	Cannabis classes and sub-classes	24
7.8	Health care practitioners	26
8.0	How to make corrections to a submitted report	27
9.0	Compliance and enforcement	28
10.0	Reporting scenarios	29





11.0	For more assistance.....	29
12.0	Feedback — Help us improve	29
Appendix A	Reporting scenarios.....	30
A1	Closing inventories	30
A2	Product transformations from one product class to another	32
A3	Moving from unpackaged to packaged inventory.....	34
A4	Reporting sales	36
A5	Reporting sales: Drop shipping.....	38

1.0 Purpose

This guide provides federal licence holders and provincially and territorially authorized distributors and retailers with information to help them complete and submit their monthly reports — a cannabis tracking report and, if applicable, a health care practitioners report — to Health Canada, as required under the *Cannabis Act*, its Regulations and the Cannabis Tracking System Order.

Health Canada has other guidance documents and information that may be used in conjunction with this guide. Refer to the [Cannabis Tracking System \(CTS\) Resources](#) webpage for additional resources and updates to this guide.

2.0 Background

The *Cannabis Act* and its Regulations provide, among other things, the framework to provide access to cannabis and to control and regulate its production, distribution and sale.

The oversight of the cannabis supply chain is a shared responsibility across many federal departments, provincial and territorial departments, industry and other stakeholders. One of Health Canada's responsibilities is to track the flow of cannabis as a means of preventing the illegal inversion and diversion of cannabis into and out of the regulated commercial system.

On September 5, 2018, the Cannabis Tracking System Order was published in the *Canada Gazette*, Part II. The Order, which requires the provision of information from reporting parties, came into force on October 17, 2018. On June 26, 2019, a new Order was published in the *Canada Gazette*, Part II. It continues to support the objective of tracking the high-level movement of cannabis throughout the supply chain, including the tracking of the new classes of cannabis authorized under the *Regulations Amending the Cannabis Regulations (New Classes of Cannabis)*. The new Order is effective as of October 17, 2019.

3.0 Scope

This guide applies to the following groups who are required to submit monthly reports:

- Licensed cultivators (including micro, standard or nursery)
- Licensed processors (including micro or standard)
- Licensed sellers of cannabis for medical purposes
- Provincial or territorial CTS reporting authorities
- Provincially or territorially authorized distributors
- Provincially or territorially authorized retailers



Important: Private distributors and retailers are required to report to their provincial or territorial authority which then submits the information to Health Canada. The provincial or territorial authority may have additional reporting requirements. A list of provincial or territorial authorities may be found at [Cannabis Tracking System Resources](#) webpage.

4.0 Setting up: Before submitting monthly reports

Each individual who is required to submit monthly reports (the reporter) should be familiar with the knowledge areas listed in [section 4.1](#), so they can comply with the *Cannabis Act*, its Regulations and the Cannabis Tracking System Order.

In addition, each reporter must complete the actions outlined in [section 4.2](#), and sections [4.3](#) and [4.4](#) as applicable, before they can start submitting monthly reports.

4.1 General knowledge areas

The reporter should be familiar with the following:

<i>Key knowledge areas</i>	<i>Notes and references</i>
The <i>Cannabis Act</i> and its Regulations	Links may be found on Health Canada's website
Cannabis Tracking System Order	Reporters are responsible for ensuring compliance with the Cannabis Tracking System Order

4.2 CTLS account creation

Monthly reports must be submitted through the Cannabis Tracking and Licensing System (CTLS). This is the web-based application that is also used to apply for a federal cannabis licence.

Each reporter must be registered in the CTLS and know how to use it. For more information, refer to the [CTLS Getting Started Guide](#).

4.3 Obtaining reporting level access — Federal licence holders

Reporters must obtain reporting level access in the CTLS. This level is initially granted to the individual named as the responsible person for the licence. It occurs automatically once a valid security clearance is granted and the licence is issued.

The CTLS now allows the responsible person for each licence to delegate and revoke reporting level access to security-cleared employees. These processes are explained below.

4.3.1 Managing reporting level access for security-cleared employees

The responsible person should follow the steps below to grant reporting level access to a maximum of ten security-cleared employees. Once access is granted, these individuals may


submit reports on behalf of the licence holder. They only have access to the reporting section of the CTLS.



Important: The licence holder's responsible person remains accountable for the timely submission of reports and the accuracy and completeness of data.

Employees must have a CTLS account to be granted reporting level access. The responsible person will need the employee's CTLS Account ID to identify in the CTLS who is being granted reporting level access.

The employee can find their Account ID by logging into the CTLS and clicking on the Account button on the left-hand menu:



4.3.1.1 Granting reporting level access

Once the employee's Account ID has been obtained, the responsible person can log into the CTLS to begin the process of granting reporting level access. Click the Licences button on the left-hand menu:



On the Licences page, click the Manage icon under the Actions heading:



On the Manage Licence page, click New Licence Contact under the Licence Contacts heading:

Licence Contacts

[+ New Licence Contact](#)

Showing 1 to 9 of 9 entries | Show 10 entries

Name	Role(s)	Actions
------	---------	---------

The Licence Contact window will appear. Enter the employee's CTLS Account ID (1). Next, select Reporter under Delegated Roles (2) and click Validate (3). The Given Names, Surname, and Email fields will auto-populate with information from the employee's CTLS profile. A message confirming that the Account ID has been validated will appear (4).

To grant reporting level access to another employee, click Save & Add New (5a) and repeat the previous steps. Otherwise, click Save & Close (5b) and the Manage Licence page will appear with a message confirming the creation of the Licence Contact (6). This employee can now submit monthly reports on behalf of the licence holder.

Licence Contact

1

3 [Validate](#)

Given Names

Surname

Email

2 *** Delegated Roles**

☒ Reporter

5a [Save & Add New](#)

5b [Save & Close](#) [Close](#)

Licence Contact

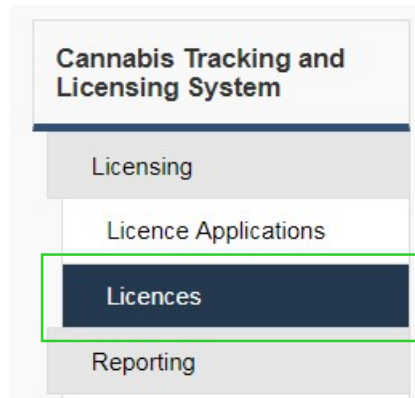
4 ✔ Account ID successfully validated.

Licence Contacts

6 ✔ Licence Contact successfully created.

4.3.1.2 Revoking reporting level access

As the responsible person, log into the CTLS and click the Licences button on the left-hand menu:



On the Licences page, click the Manage icon under the Actions heading:



In the Licence Contacts list on the Manage Licence page, find the name of the employee whose reporting level access is to be revoked. Under the Actions heading, click the Delete button that appears on the same row as the employee's name:

Name  	Role(s)  	Actions
John Doe	Reporter	 

The Delete Confirmation window will appear, asking for confirmation that this contact is to be deleted. Click Confirm. The employee's reporting level access is now revoked and they will no longer be able to submit reports on behalf of the licence holder.

Delete Confirmation

Are you sure you want to delete this Licence Contact?

Confirm

Cancel

4.4 Obtaining reporting level access — provincial and territorial authorities



Tip: Section 4.4 applies only to provincial and territorial authorities. Private retailers must consult with the licensing body in their jurisdiction for specifics regarding the reporting process.

Reporting level access in the CTLS may be requested for up to four individuals associated with a provincial or territorial reporting authority. Access can be requested by emailing hc.ctls-bi-sscdl-ie.sc@canada.ca. Put **Reporting Level Access Request** in the subject line.

In the body of the email, include the full name of the person(s) who require access and the province or territory for which reports will be submitted. A Health Canada officer will reply with a request to complete a reporting level access request form. Once the required information is submitted via the form and Health Canada verifies the information, the person(s) will be informed that their access level has been changed and they can then begin reporting for the assigned province or territory.

To revoke an individual's reporting level access, email hc.ctls-bi-sscdl-ie.sc@canada.ca with **Reporting Level Access Revocation** in the subject line. In the body of the email, include the individual's name and Account ID. Health Canada will initiate the process to revoke reporting level access for this person and, once this is complete, will contact an appropriate representative from the provincial or territorial authority to confirm.

5.0 How to submit a report



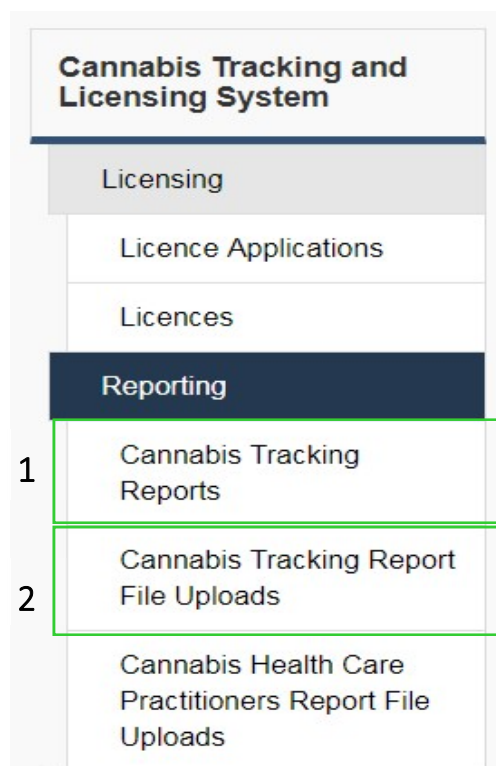
Important: Reports submitted in the CTS must conform exactly to the specifications prescribed by the system. Failure to meet these specifications will result in an error and reports will not be able to be submitted.

Refer to the [cannabis tracking reports tool](#) described in [section 5.1.2.1](#) for guidance and information about each field in the report.

5.1 Cannabis tracking reports

Individual cannabis tracking reports must be submitted for each licensed site and for each authorized distributor and retailer. Reporters may choose from one of two methods, whichever they prefer, each month. The reporting methods are:

- 5.1.1 **Manual entry** > Click on Cannabis Tracking Reports, shown as (1) in the diagram below
or
- 5.2.1 **File upload** > Click on Cannabis Tracking Report File Uploads, shown as (2) in the diagram below



5.1.1 Manual entry

Manual entry requires reporters to enter data directly into the CTS. Only one site can be reported on at a time. Under Licence ID, licence holders who choose this option should select the site to be reported on from a list of licence numbers associated with their account:

The screenshot shows a web form with two main sections. The first section, titled "Reporting Period", contains two dropdown menus: "Year" and "Month", each preceded by a red asterisk. The second section, titled "* Licence ID", is highlighted with a green border. It features a dropdown menu with a blue highlight on the selected option. Below the dropdown, two lines of text are visible: "LIC-WHVTX2UHWH-2019 - Issued" and "LIC-S9X3A0YJRH-2019 - Renewal in progress".

When provincial or territorial authorities choose manual entry, the Province or Territory field (1) will be pre-populated based on their CTLS account. However, they are required to input the site ID (2) associated with the retail or distribution location for which they are reporting.

The screenshot shows a web form with four fields. The first field, labeled "1" to its left, is titled "* Province or Territory" and contains the text "Ontario"; it is highlighted with a green border. The second field is titled "* Type" and is a dropdown menu. The third field is titled "* Company name" and is a text input field. The fourth field, labeled "2" to its left, is titled "* Site ID" and is a text input field; it is also highlighted with a green border.

5.1.2 File upload

The upload option allows reporters to submit reports using a .csv file. The .csv forms for licence holders and for provincial and territorial authorities can be found [here](#).

5.1.2.1 Cannabis tracking reports tool

A tool has been developed to help reporters prepare and submit their monthly cannabis tracking report in the correct form. The tool can be found [here](#). It is not a replacement or a substitute for the .csv form. Rather, it can be used to populate the .csv file which should then be saved separately and uploaded to the CTS.

Refer to [section 7.0](#) for an overview and description of all reporting fields.



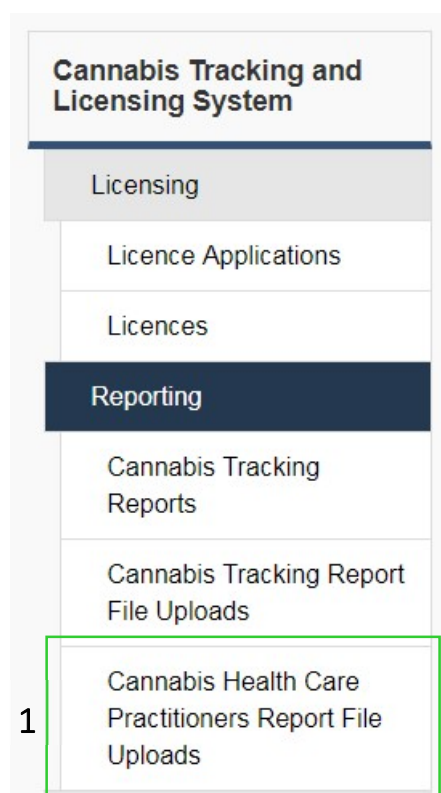
Tip: An organization with multiple licensed sites can upload all of its individual reports in a single .csv file. Similarly, a single .csv file can be uploaded for all distribution and retail locations in a province or territory. In both cases, each location's information must be indicated on a separate row of data. Each row of data reflects an individual report within the .csv file.

5.2 Health care practitioners report



Tip: Only holders of a licence to sell cannabis for medical purposes who registered clients during the reporting period are required to submit health care practitioners reports.

Holders of a licence to sell cannabis for medical purposes are also required to submit monthly health care practitioners reports (1) that list information about each health care practitioner associated with all new and renewed client registrations during the reporting period. These reports must be submitted via .csv upload in the CTS and are separate from the cannabis tracking reports. The .csv template form can be found [here](#).



If no clients were registered during the reporting period, a health care practitioners report is not required. Refer to [section 7.8](#) for an overview and description of the reporting fields associated with the health care practitioners report.



Important: The unique ID field in the health care practitioners report refers to the health care practitioner's provincial or territorial medical licence number. It should be recorded as it appears on the client's medical document and without any formatting (e.g., spaces or dashes) or additional text that the company uses.

6.0 What's new?

A number of improvements to the reporting module of the CTLS have been made based on user experience and feedback. This new system release is referred to as CTLS 2.2 and the changes are summarized below.

6.1 Current month reporting

The system will perform additional field-level validation on opening inventories and on capacity information (the latter applies only to licence holders). As such, the system will only accept your report if a report for the previous month has been submitted and is active in the system. Therefore, if you have requested a report to be deactivated, you must first resubmit that report before submitting the report for the next month. The exception is if it is the first report you submit following initial licensing.

6.2 Inventory variance validation

The CTLS will now validate beginning of month opening inventory (packaged and unpackaged) against the closing inventory at the end of the previous month for each product type, which should typically match. In the case that these values vary by greater than 5%, the system will display an error message and you will not be able to submit your report until your data are corrected to be within the accepted variance range.

6.3 Mandatory capacity fields

Licence holders must provide a value in each of the Capacity fields (i.e., licensed indoor growing area, licensed outdoor growing area, licensed processing area, and total building area) in order to submit their report. That means, for csv file uploads, columns CKL, CKM, CKN and CKO must contain a number equal to or greater than 0 each month. If the area does not exist at your site, report 0 in that field.

Similarly, for the manual entry method, you must also provide a number equal to or greater than 0 for each field. Once a report has been submitted using the manual entry method, each subsequent report using the manual entry method will contain pre-populated capacity fields based on the data submitted the previous month. If you update any of your area values in a month, the system will prompt you to confirm the changes upon submission of your report.

In addition, the sum of your reported licensed indoor growing and processing areas cannot exceed your reported total building area.

6.4 Health care practitioner reports

Holders of a licence to sell cannabis for medical purposes who have registered clients during the reporting period are required to submit health care practitioner reports. In the past, users encountered errors when attempting to submit these reports due to the system not allowing duplicate unique IDs in the same report. Recognizing that some health care practitioners may have multiple places of business, the CTLS has been adjusted so that the same unique ID can be listed more than once as long as the associated province/territory of their places of business is different. If a health care practitioner has multiple offices within the same province or territory,

list that health care practitioner only once in your report and provide the postal code for their primary office.

6.5 Detailed error messages

Prior to the release of CTLS 2.2, if a csv file contained more than 10 errors, a generic error message would be displayed stating, “There are multiple errors in the file you are trying to submit”. With the release of CTLS 2.2, detailed error messages, including the row and the column of the csv file in which the error appears, will be displayed by the system when a csv file contains 10 or fewer errors. If a file contains more than 10 errors, the system will provide a txt file which you can download to view a list of all specific errors.

6.6 Reports prior to November 2019

Reports for all reporting periods prior to November 2019 can no longer be deactivated. If changes are required to a report for this time period, contact the Business Intelligence Unit (hc.ctls-bi-sscdl-ie.sc@canada.ca) so we may apply the revisions on your behalf. Please be as clear as possible in communicating what specific changes are required. All manual reporting revisions of this nature are recorded in the CTLS for internal auditing purposes.

7.0 Understanding the CTS Reporting Fields

This section of the guide provides a description of all fields in the CTS so reporters understand what they are expected to report. The cannabis tracking reports tool, found [here](#), shows the exact formatting requirements for each field.

7.1 General information

The general information section of the cannabis tracking report captures basic information about who is reporting and the reporting period.



Important: Reporting period refers to the year and month to which the information in the report relates. This is typically the month immediately preceding the month in which the report is submitted.

7.1.1 For licence holders:

Field Name	Description
Reporting period year	The year of the reporting period. For .csv uploads, the year must appear on all rows for which there are data.
Reporting period month	The month of the reporting period. For .csv uploads, the month must appear on all rows for which there are data.

<i>Licence number</i>	The unique alpha-numeric identifier associated with a licence for cultivation, processing or medical sales. For .csv uploads, the licence number must appear on all rows for which there are data.
-----------------------	--

7.1.2 For provincially or territorially authorized distributors and retailers:

<i>Field Name</i>	<i>Description</i>
<i>Reporting period year</i>	The year of the reporting period. For .csv uploads, the year must appear on all rows for which there are data.
<i>Reporting period month</i>	The month of the reporting period. For .csv uploads, the month must appear on all rows for which there are data.
<i>Province or territory</i>	The province or territory where the distributor or retailer is located.
<i>Type</i>	Identify whether the report is being submitted by a retailer or a distributor. If both activities are conducted, identify as a distributor. For .csv uploads, input 1 for a retailer or 2 for a distributor.
<i>Company name</i>	The name under which the distributor or retailer is doing business.
<i>Site ID</i>	The unique alpha-numeric identifier issued by the provincial or territorial authority to the distributor or retailer.
<i>City</i>	The city or municipality where the distributor or retailer is located.
<i>Postal code</i>	The postal code for the physical location where the retailer or distributor is located.

7.2 Unpackaged inventory

The unpackaged inventory section of the cannabis tracking report captures information about the physical flow of unpackaged cannabis into and out of a licensed site as well as how it is transformed into different classes of cannabis.



Tip: This section applies only to holders of a licence for cultivation or a licence for processing.



Important: Unpackaged inventory must be reported in kilograms for all classes and sub-classes of cannabis except in the case of plants. Vegetative and whole cannabis plants are generally to be reported in number of plants; however, when reporting on adjustment for drying/processing loss (e.g., live trimmings), report in kilograms. This weight is not to be included in the calculation of closing inventory of plants.

<i>Field Name</i>	<i>Description</i>
OPENING INVENTORY	
<i>Opening inventory</i>	The amount of unpackaged cannabis held in inventory at the site on the first day of the previous month.
ADDITIONS TO INVENTORY	
<i>Quantity produced</i>	The amount of cannabis produced at the site during the previous month.
<i>Quantity received – domestic</i>	The amount of unpackaged cannabis that was physically received from another licence holder in Canada, including all purchases and transfers other than returns.
<i>Quantity received – imported</i>	The amount of cannabis imported from outside Canada.
<i>Quantity received – returned</i>	The amount of unpackaged cannabis received as a result of a return from a consumer or from another licence holder.

<i>Other additions</i>	The amount of unpackaged cannabis received into inventory that is not captured by one of the categories above.
REDUCTIONS TO INVENTORY	
<i>Quantity processed</i>	<p>The amount of cannabis that was used to produce another class of cannabis.</p> <p>For pure intermediates, there are additional fields in which you must specify the amounts used in the production of edible cannabis, cannabis extracts, and cannabis topicals.</p>
<i>Quantity packaged and labeled</i>	The amount of cannabis that has been placed into final packaging for sale to a consumer at the retail level.
<i>Quantity shipped – domestic – to analytical testers</i>	The amount of unpackaged cannabis sent to holders of a licence for analytical testing for testing purposes.
<i>Quantity shipped – domestic – to researchers</i>	The amount of unpackaged cannabis sent to holders of a licence for research for research purposes.
<i>Quantity shipped – domestic – to cultivators and processors</i>	The amount of unpackaged cannabis sent to holders of a licence for cultivation or processing.
<i>Quantity shipped – exported</i>	The amount of cannabis exported outside of Canada.
<i>Quantity shipped – exported value</i>	The book value, in Canadian dollars and net of sales tax, of the cannabis exported outside of Canada.
<i>Quantity shipped – returned</i>	The amount of unpackaged cannabis sent back to a licence holder for refund or credit.
<i>Adjustment for drying/processing loss</i>	The loss in weight of cannabis due to drying or other normally accepted business activities (e.g., an extraction process).

	For plants, this is the weight of any trimmings, stalks, stems or other plant waste material that was removed from the live plant and destroyed.
<i>Quantity destroyed</i>	The amount of unpackaged cannabis that was destroyed.
<i>Quantity lost/stolen</i>	The amount of unpackaged cannabis that was lost, stolen or otherwise unaccounted for.
<i>Other reductions</i>	The amount of unpackaged cannabis removed from inventory not captured by one of the categories above.
CLOSING INVENTORY	
<i>Closing inventory</i>	The amount of unpackaged cannabis held in inventory at the site on the last day of the previous month.
<i>Closing inventory value</i>	The book value, in Canadian dollars and net of sales tax, of the unpackaged cannabis held in inventory at the site on the last day of the previous month.



Important: Closing inventory should equal the sum of opening inventory plus additions minus reductions. Closing inventory should equal the next month's opening inventory.

7.3 Packaged inventory

The packaged inventory section of the cannabis tracking report captures information about the physical flow of cannabis products (i.e., cannabis packaged for sale to a consumer at the retail level) into and out of a federally licensed or provincially/territorially authorized site.



Important: Packaged inventory must be reported in number of cannabis products for all classes and sub-classes of cannabis.

<i>Field Name</i>	<i>Description</i>
OPENING INVENTORY	
<i>Opening inventory</i>	The number of cannabis products packaged for sale to a consumer at the retail level held in inventory at the site on the first day of the previous month.
ADDITIONS TO INVENTORY	
<i>Quantity packaged</i>	The number of cannabis products resulting from unpackaged cannabis having been placed into final packaging for sale to a consumer at the retail level.
<i>Quantity received – domestic</i>	The number of cannabis products that were physically received from another licence holder in Canada, including all purchases and transfers.
<i>Quantity received – returns</i>	The number of cannabis products received as a result of a return from a consumer or another licence holder.
<i>Other additions</i>	The number of cannabis products received in inventory that is not captured by one of the categories above.
REDUCTIONS TO INVENTORY	
<i>Quantity shipped – domestic</i>	The number of cannabis products sent within Canada, including cannabis products shipped to other licence holders, to provincially/territorially authorized distributors and retailers, and to consumers at the retail level.
<i>Quantity shipped – returned</i>	The number of cannabis products sent back to a licence holder after it was purchased or received.
<i>Quantity destroyed</i>	The number of cannabis products that were destroyed.
<i>Quantity lost/stolen</i>	The number of cannabis products that were lost, stolen or otherwise unaccounted for.

<i>Other reductions</i>	The number of cannabis products removed from inventory that is not captured by one of the categories above.
CLOSING INVENTORY	
<i>Closing inventory</i>	The number of cannabis products held in inventory at the site on the last day of the previous month.
<i>Closing inventory value</i>	The book value, in Canadian dollars and net of sales tax, of the cannabis products held in inventory at the site on the last day of the previous month.
<i>Weight of closing inventory</i>	The weight, in kilograms (except for cannabis seeds and plants, which are to be reported by number of seeds and number of plants, respectively), of the cannabis contained in the cannabis products held in inventory at the site on the last day on the previous month.



Important: Closing inventory should equal the sum of opening inventory plus additions minus reductions. Closing inventory should equal the next month's opening inventory.

7.4 Sales

The sales section of the cannabis tracking report captures information about all medical and non-medical sales of packaged cannabis to retailers, distributors, consumers as well as intra-industry sales of packaged and unpackaged cannabis. Reporting of packaged and unpackaged inventory captures information about the physical flow of cannabis, while reporting of sales captures information about financial flow.

The requirement to report sales of packaged cannabis into and within provincial/territorial retail networks and between licence holders is determined by whether there was a financial transaction for the cannabis. If no financial transaction occurred, simply report the reduction and addition to the appropriate inventory type (i.e., packaged or unpackaged). The same approach should be taken in cases where there is a financial transaction but the transaction is related solely to a service (e.g., a packaging contract between two parties) and not for the cannabis itself.

If a financial transaction for the actual cannabis occurred then also report as a sale to a retailer, distributor, consumer, or intra-industry trade, as appropriate. Both the quantity and

corresponding dollar value should be recorded in the period in which the ownership of the cannabis is transferred (e.g., when the cannabis is shipped). This could occur at freight on board – shipper or freight on board – receiver, depending on the terms of the sales contract.

These scenarios are applicable whether the shipment occurs between two sites owned by the same company, two companies owned by the same parent company, or two unrelated companies.



Important: All sales figures are to be reported in number of cannabis products and in Canadian dollars (net of sales tax), except in the case of intra-industry trade of unpackaged cannabis which is to be reported in kilograms and in Canadian dollars (net of sales tax).

Field Name	Description
MEDICAL	
<i>Direct to consumer (online)</i>	<p>The number and the book value, in Canadian dollars (net of sales tax), of cannabis products sold to clients registered with a holder of a licence to sell cannabis for medical purposes. To be reported according to the province or territory where the consumer (i.e., registered client) resides.</p> <p>NOTE: Refer to Appendix A5, Figure 5 for instructions on how to report sales of this type when an order is fulfilled using drop shipping.</p>
NON-MEDICAL	
<i>Direct to consumer (online)</i>	<p>The number and the book value, in Canadian dollars (net of sales tax), of cannabis products sold and shipped to a retail consumer who placed an order through a provincial or territorial online system or authorized private retailer website. To be reported according to the province or territory where the consumer resides.</p>

	NOTE: Refer to Appendix A5, Figure 5 for instructions on how to report sales of this type when an order is filled using drop shipping.
<i>Direct to consumer (retail)</i>	The number and the book value, in Canadian dollars (net of sales tax), of cannabis products sold to a retail consumer at a provincially or territorially authorized retailer. This includes orders placed through a provincial or territorial online system or authorized private retailer website and picked up in-store, commonly referred to as “click and collect”.
<i>To distributor</i>	The number and the book value, in Canadian dollars (net of sales tax), of cannabis products sold to a provincially or territorially authorized distributor/wholesaler.
<i>To retailer</i>	The number and the book value, in Canadian dollars (net of sales tax), of cannabis products sold to a provincially or territorially authorized retailer.
INTRA-INDUSTRY TRADE	
<i>Unpackaged</i>	The quantity, in kilograms, and the book value, in Canadian dollars (net of sales tax), of unpackaged cannabis (except for cannabis plants) sold from one licence holder to another, broken down by province or territory of the receiver.
<i>Packaged</i>	The number and the book value, in Canadian dollars (net of sales tax), of cannabis products sold from one licence holder to another, broken down by province or territory of the receiver.

7.5 Medical

The medical section of the cannabis tracking report captures specific information about access to cannabis for medical purposes.



Tip: This section applies only to holders of a licence to sell cannabis for medical purposes.



Important: Information related to health care practitioners reports must be provided separately via .csv file upload in the CTS. Refer to [sections 5.2](#) and [7.8](#) for more information.

<i>Field Name</i>	<i>Description</i>
ACTIVE REGISTRATIONS	
<i>Number of active registrations</i>	The total number of client registrations, by province or territory where the client resides, that were active on the last day of the previous month.
<i>Number of registrations transferred or returned</i>	The number of medical documents that a licence holder transferred to another licence holder or returned to clients during the previous month, broken down by province or territory where the client resides.
<i>Number of shipments</i>	The number of shipments of cannabis for medical purposes sent to registered clients during the previous month, according to the province or territory where the client resides.
AUTHORIZED AMOUNTS	
<i>Average amount authorized</i>	The average authorized daily quantity of dried cannabis, in grams, associated with all client registrations that were active on the last day of the previous month.
<i>Median amount authorized</i>	The median authorized daily quantity of dried cannabis, in grams, associated with all client registrations that were active on the last day of the previous month.

<i>Highest amount authorized</i>	The highest authorized daily quantity of dried cannabis, in grams, associated with all client registrations that were active on the last day of the previous month.
REGISTRATION REFUSALS	
<i>Incomplete information</i>	The number of registration applications that were refused during the previous month due to incomplete or insufficient information.
<i>Suspicion of false or misleading information</i>	The number of registration applications that were refused during the previous month because the licence holder had reasonable grounds to believe that false or misleading information was, or false or falsified documents were, provided in or in support of the application.
<i>Invalid medical document</i>	The number of registration applications that were refused during the previous month because the medical document or registration certificate that formed the basis for the application was not valid.
<i>Other</i>	The number of registration applications that were refused during the previous month for any reason not listed above.
ORDER REFUSALS	
<i>Incomplete information</i>	The number of purchase orders that were refused during the previous month because the order was incomplete.
<i>Expired registration</i>	The number of purchase orders that were refused during the previous month because the client's registration was expired or had been revoked.
<i>Order exceeds authorized amount</i>	The number of purchase orders that were refused during the previous month because the quantities exceeded the equivalent of 150 g of dried cannabis.

<i>Product out of stock</i>	The number of purchase orders that were refused during the previous month due to the product being out of stock or unavailable.
<i>Other</i>	The number of purchase orders that were refused during the previous month for any reason not listed above.

7.6 Business statistics

The business statistics section of the cannabis tracking report captures basic information related to the number of individuals employed at a location, regardless of hours worked, and includes contractors and agents. It also assesses cultivation and processing capacity across the industry.



Tip: The provision of employee information is voluntary. This information will help Health Canada and Statistics Canada assess the economic impacts of the *Cannabis Act*.



Tip: Capacity figures only apply to holders of a licence for cultivation or a licence for processing.



Important: With respect to capacity reporting, if the surface area consists of multiple surfaces, such as surfaces arranged above one another, the area of each surface must be included in the calculation of the total surface area.

<i>Field Name</i>	<i>Description</i>
EMPLOYEES	
<i>Management</i>	Senior and middle management employees
<i>Administrative</i>	Financial and business services employees, administrative and clerical employees, and support services employees

<i>Sales</i>	Retail employees, wholesale sales employees, and customer service employees
<i>Production</i>	Supervisory employees, and production and general labour employees
<i>Other</i>	All other employees
CAPACITY	
<i>Licensed indoor growing area</i>	The total area, in square metres, that is licensed for indoor cultivation activities as of the end of the month.
<i>Licensed processing area</i>	The total area, in square metres, that is licensed for processing activities as of the end of the month. Processing activities include drying, packaging, and converting cannabis from one class to another.
<i>Total building area</i>	The total area, in square metres, of all buildings within a licensed site.
<i>Licensed outdoor growing area</i>	The total area, in hectares, that is licensed for outdoor cultivation activities as of the end of the month.

7.7 Cannabis classes and sub-classes

Fields have been introduced in the CTS to account for the new classes of cannabis and also for certain sub-classes. The following table provides details on these classes and sub-classes.

<i>Class or sub-class</i>	<i>Description</i>	<i>Examples</i>
<i>Seeds</i>	Viable seeds of a cannabis plant.	
<i>Vegetative cannabis plants</i>	Cannabis plants that are not budding or flowering.	Clones, seedlings
<i>Whole cannabis plants</i>	Cannabis plants that are budding or flowering (unpackaged only).	

<i>Fresh cannabis</i>	Freshly harvested cannabis buds and leaves. Does not include plant material that can be used to propagate cannabis.	Wet/raw cannabis buds and leaves
<i>Dried cannabis</i>	Any part of a cannabis plant that has been subjected to a drying process, other than seeds.	Dried flowers, pre-ground/milled (trim/shake), pre-rolls
<i>Purchased hemp</i>	The flowering heads, leaves and branches of industrial hemp, as defined in subsection 1(2) of the <i>Industrial Hemp Regulations</i> , that are sold by a holder of a licence under those Regulations.	
<i>Pure intermediates</i>	Cannabis used in the production of another class of cannabis that is set out in items 8 to 14 of Schedule 2 of the Cannabis Tracking System Order (unpackaged only).	Extracted resin
<i>Edibles – solids</i>	Edible cannabis that is in solid form at a temperature of $22 \pm 2^{\circ}\text{C}$.	Chocolate bars, cookies, mints, dry powder beverage mixes, dried teas
<i>Edibles – non-solids</i>	Edible cannabis that is not in solid form at a temperature of $22 \pm 2^{\circ}\text{C}$.	Sodas, sparkling beverages
<i>Extracts – inhaled</i>	Products that are produced using extraction processing methods or by synthesizing phytocannabinoids and are intended for inhalation.	Vape pens, hash, wax, rosin
<i>Extracts – ingested</i>	Products that are produced using extraction processing methods or by synthesizing phytocannabinoids and are intended for ingestion, including absorption in the mouth.	Tinctures, capsules, softgels, sprays intended for oral consumption

<i>Extracts – other</i>	Products that are produced using extraction processing methods or by synthesizing phytocannabinoids and intended for nasal, rectal or vaginal use.	Suppositories
<i>Topicals</i>	Products that include cannabis as an ingredient and that are intended to be used on external body surfaces (e.g., skin, hair, nails).	Creams or lotions, balms, salves
<i>Other</i>	Any other class of unpackaged cannabis or cannabis products not listed above.	

7.8 Health care practitioners

The health care practitioners report captures information about each health care practitioner associated with all new and renewed client registrations during the reporting period.



Tip: Only holders of a licence to sell cannabis for medical purposes who have registered clients during the reporting period are required to submit health care practitioners reports.



Important: Health care practitioner reports must be submitted via .csv file upload in the CTLS portal and are separate from the cannabis tracking reports.



Important: The unique ID field refers to the health care practitioner's provincial or territorial medical licence number. It should be recorded as it appears on the client's medical document and without any formatting (e.g., spaces or dashes) or additional text used by the company.

<i>Field Name</i>	<i>Description</i>
<i>Reporting period year</i>	The year of the reporting period. The year must appear on all rows for which there are data.

<i>Reporting period month</i>	The month of the reporting period. The month must appear on all rows for which there are data.
<i>Licence number</i>	The unique alpha-numeric identifier associated with a licence for medical sales. The licence number must appear on all rows for which there are data.
<i>Unique ID</i>	The provincial or territorial medical licence number of the health care practitioner as it appears on the client's medical document. The licence number should be used without any formatting (e.g., spaces or dashes) and should not include any additional text used by the company. This field is used to identify unique supporting health care practitioners and thus it is important that the reporting format be consistent.
<i>First name</i>	The first name of the health care practitioner. Do not include nicknames.
<i>Last name</i>	The last name of the health care practitioner.
<i>Number of medical documents signed</i>	The number of medical documents signed by a health care practitioner for clients who have registered during the month.
<i>Province/territory</i>	The province or territory where the health care practitioner was authorized to practice at the time the medical document was signed.
<i>Postal code</i>	The postal code for the physical location where health care practitioner practices.

8.0 How to make corrections to a submitted report

Once a report has been submitted, it cannot be re-opened for further editing.

To make a correction to a submitted report, email hc.ctls-bi-sscdl-ie.sc@canada.ca and include **CTLS Reporting** in the subject line. Include the report ID and licence number in the body

of the message, as well as your contact information and the date the report was submitted. Provide as many details as possible.

A Health Canada officer will contact you by phone or by email to discuss the correction. For minor corrections, the officer can make the corrections directly in the system on your behalf. For more substantive corrections and if your report was submitted manually, the officer can make it available in the Draft Cannabis Tracking Reports section of the CTLS so you can make the necessary corrections and resubmit the report. However, if major corrections are required to a report that was submitted via file upload, the officer must invalidate the original report and you will then be required to submit a new report for that particular licence and reporting period.

It is up to the officer to determine whether the correction will be made directly or whether the report will be made available for resubmission. All corrections have an audit trail for future verification and investigation if necessary.



Important: The system will only accept your report if a report for the previous month has been submitted and is active in the system. Therefore, if you have requested a report to be deactivated, you must first resubmit that report before submitting the report for the next month. The exception is if it is the first report you submit following initial licensing.

In addition, reports for all reporting periods prior to November 2019 can no longer be deactivated. If changes are required to a report for this time period, contact the Business Intelligence Unit so we may apply the revisions on your behalf. Please be as clear as possible in communicating what specific changes are required. All manual reporting revisions of this nature are recorded in the CTLS for internal auditing purposes.

9.0 Compliance and enforcement

It is critical that reports be accurate and submitted on time each month. When reporters do not comply with reporting obligations or are habitually late submitting reports, or when Health Canada has concerns about the validity or accuracy of submitted data, a referral may be made to Health Canada's Compliance and Enforcement Directorate and this could result in enforcement action.



Important: The licence holder's responsible person is accountable for the timely submission of reports and the accuracy and completeness of the data.

10.0 Reporting scenarios

Refer to [Appendix A](#) for detailed instructions on how to account for certain activities with cannabis, such as drop shipping or product transformations from one class of cannabis to another.

11.0 For more assistance

If you have questions about submitting monthly reports through the CTLS, email hc.ctls-bi-sscdl-ie.sc@canada.ca with **CTLS Reporting** in the subject line.

If your request pertains to an error message received during the submission process, provide as many details as possible including screen shots and, if the error was related to a file upload, a copy of the .csv file that could not be uploaded.

12.0 Feedback — Help us improve

Health Canada is committed to providing all stakeholders with timely, accurate and reliable information, including the information they need to comply with the *Cannabis Act*, its Regulations and the Cannabis Tracking System Order.

We would appreciate receiving your feedback on whether this guide was useful, and we welcome your suggestions for improvement. Email your feedback to us at hc.ctls-bi-sscdl-ie.sc@canada.ca and indicate in the subject line **Feedback on the Monthly Reporting Guide**.

Appendix A Reporting scenarios

The following scenarios outline how to account for certain activities with cannabis in the CTS. They include illustrations from the cannabis tracking reports tool to show how the data elements are connected.

A1 Closing inventories

Under the new Cannabis Tracking System Order (published on June 26, 2019), reporters are required to report the closing inventory of unpackaged and packaged cannabis by class.

For unpackaged cannabis, this is the total weight in kilograms (except for plants, which are recorded by number of plants) of the inventory at the end of the reporting period and its book value in Canadian dollars, net of sales tax.

For packaged cannabis, this is the total number of packaged units of cannabis products held in inventory at the end of the month, as well as the estimated weight of the cannabis contained in those products in kilograms (except for seeds and plants which are recorded by number of seeds and number of plants respectively), and their book value in Canadian dollars, net of sales tax.

From an inventory accounting perspective, the closing inventory should be equal to the opening inventory at the beginning of the month plus all additions during the month minus all reductions during the month.

For example, Company A ...

- Begins the month with 10 kilograms of unpackaged cannabis seeds (“Unpackaged” tab, cell C6) in the opening inventory.
- During the month, it has the following additions:
 - 1 kg was produced on-site (“Unpackaged” tab, cell C9)
 - 1 kg of seeds was purchased from another licence holder (“Unpackaged” tab, cell C10)
- Also during the month, it has the following reductions:
 - 1 kg was planted (“Unpackaged” tab, cell C17)
 - 2 kg were packaged (“Unpackaged” tab, cell C24) for eventual retail sale
 - 1 kg was destroyed (“Unpackaged” tab, cell C32)

By this account, at the end of the month, Company A should have 8 kg of unpackaged seeds remaining in inventory $> 10 + 1 + 1 - 1 - 2 - 1$ (“Unpackaged” tab, cell C38).

[Figure 1](#) illustrates this accounting using the cannabis tracking reports tool.



Important: In the case of unpackaged cannabis plants, live trimmings are to be reported under drying/processing loss and measured in kilograms. This quantity should not be included in the calculation of inventories, which are measured in number of plants.

Figure 1: Calculating closing inventory for cannabis seeds using the cannabis tracking reports tool

	A	B	C	D	E	F	G
1							
2		1. Product Inventory - Unpackaged					
3							
4			Seeds	Vegetative cannabis plant	Whole cannabis plant	Fresh cannabis	Dried cannabis
5			kilograms	Units (i.e., number of plants)	Units (i.e., number of plants)	kilograms	kilograms
6	A	Opening inventory ►	10.000				
7							
8		Additions to inventory					
9		Quantity produced	1.000				
10		Quantity received - domestic	1.000				
11		Quantity received - imported					
12		Quantity received - returned					
13		Other additions to inventory					
14	B	Total additions check ►	2.000	0	0	0.000	
15							
16		Reductions to inventory					
17		Quantity processed	1.000				
18		into edibles solids					
19		into edibles non-solids					
20		into extracts ingested					
21		into extracts inhaled					
22		into extracts other					
23		into topicals					
24		Quantity packaged and labeled	2.000				
25		Quantity shipped - domestic - to analytical testers					
26		Quantity shipped - domestic - to researchers					
27		Quantity shipped - domestic - to cultivators and processors					
28		Quantity shipped - exported					
29		Quantity shipped - exported value (\$)					
30		Quantity shipped returned					
31		Adjustment for drying / processing loss (kg)					
32		Quantity destroyed	1.000				
33		Quantity lost/stolen					
34		Other reductions to inventory					
35	C	Total reductions Check ►	4.000			0.000	
36							
37							
38		Closing inventory (A+B-C) ►	8.000				
39		Value of closing inventory (\$)	\$ 67,000.00				
40		Closing inventory Check (A+B-C) ►	8.000			0.000	
41							

A2 Product transformations from one product class to another

Unpackaged inventories are designed to capture not only the quantities of cannabis entering and exiting a site, but also the transformation of cannabis from one class to another.

For example, in fresh cannabis, Company A ...

- Began the month with 1,000 kg of fresh cannabis (“Unpackaged” tab, cell F6)
- During the month, it had the following reductions:
 - 100 kg completed the drying process and was moved to unpackaged dried cannabis inventory (“Unpackaged” tab, cell F17)
 - An estimated 500 kg of moisture weight lost during the drying process (“Unpackaged” tab, cell F31)
 - 200 kg of unusable product destroyed (“Unpackaged” tab, cell F32)

In dried cannabis, Company A ...

- Had the following additions during the month:
 - The 100 kg that completed the drying process was added to unpackaged dried cannabis (“Unpackaged” tab, cell G9)

By this account, at the end of the month, Company A should have 200 kg of unpackaged fresh cannabis remaining in inventory $> 1,000 - 100 - 500 - 200$ (“Unpackaged” tab, cell F38). In addition, Company A should record 100 kg of dried cannabis production as an addition to its dried cannabis inventory (“Unpackaged” tab, cell G9).

[Figure 2](#) illustrates this accounting using the cannabis tracking reports tool.



Important: In the following cases, the quantity of the cannabis processed of one class should equal the quantity of the other class produced:

- vegetative cannabis plants processed into whole cannabis plants
- fresh cannabis processed into dried cannabis

In the following cases, the quantity of the cannabis processed of one class will not equal the quantity of the other class produced:

- cannabis seeds processed into vegetative cannabis plants (kilograms versus individual units)
- whole cannabis plants processed into fresh cannabis (individual units versus kilograms)
- pure intermediates processed into a derivative cannabis product (derivative cannabis products include the weight of the non-cannabis additives)

Figure 2: Reporting fresh cannabis transformed into dried cannabis

	A	B	C	D	E	F	G	H
1		1. Product Inventory - Unpackaged						
2								
3								
4			Seeds	Vegetative cannabis plant	Whole cannabis plant	Fresh cannabis	Dried cannabis	Purchased hemp
5			kilograms	Units (i.e., number of plants)	Units (i.e., number of plants)	kilograms	kilograms	kilograms
6	A	Opening inventory ►				1000.000	0.000	
7								
8		Additions to inventory						
9		Quantity produced					100.000	
10		Quantity received - domestic						
11		Quantity received - imported						
12		Quantity received - returned						
13		Other additions to inventory						
14	B	Total additions check ►	0.000	0	0	0.000	100.000	0.000
15								
16		Reductions to inventory						
17		Quantity processed				100.000		
18		into edibles solids						
19		into edibles non-solids						
20		into extracts ingested						
21		into extracts inhaled						
22		into extracts other						
23		into topicals						
24		Quantity packaged and labeled						
25		Quantity shipped - domestic - to analytical testers						
26		Quantity shipped - domestic - to researchers						
27		Quantity shipped - domestic - to cultivators and processors						
28		Quantity shipped - exported						
29		Quantity shipped - exported value (\$)						
30		Quantity shipped returned						
31		Adjustment for drying / processing loss (kg)				500.000		
32		Quantity destroyed				200.000		
33		Quantity lost/stolen						
34		Other reductions to inventory						
35	C	Total reductions Check ►	0.000	0	0	800.000	0.000	0.000
36								
37		Closing inventory (A+B-C) ►				200.000	100.000	
38								
39		Value of closing inventory (\$)				\$ 550,000.00	\$ 800,000.00	
40		Closing inventory Check (A+B-C) ►	0.000	0	0	200.000	100.000	0.000

Amount of dried cannabis produced from an amount of fresh cannabis in the month.

Estimated amount of fresh cannabis weight lost due to drying during the month, including the products that have not yet fully completed the drying process.

Amount of cannabis destroyed during the month, including unusable processing

A3 Moving from unpackaged to packaged inventory

When unpackaged cannabis is packaged and labelled for sale, it should be recorded both as a reduction to unpackaged inventory and an addition to packaged inventory.

For example, Company A packages 11.5 kg of dried cannabis into:

- 1,000 of 1 gram pre-rolls (1,000 grams = 1 kg of dried cannabis);
- 1,000 of 3.5 gram containers (3,500 grams = 3.5 kg of dried cannabis);
- 1,000 of 7 gram containers (7,000 grams = 7 kg of dried cannabis)

This would be recorded as a 11.5 kg reduction to unpackaged dried cannabis inventory (quantity packaged; “Unpackaged” tab, cell G24) and a 3,000 unit addition to packaged dried cannabis inventory (quantity packaged; “Packaged” tab, cell F9).

[Figure 3](#) illustrates this accounting using the cannabis tracking reports tool.

Figure 3: Reporting cannabis moved from unpackaged to packaged inventory

	A	B	G	H	I	J
1						
2		1. Product Inventory - Unpackaged				
3						
4			Dried cannabis	Purchased hemp	Pure Intermediates	Edibles -
5			kilograms	kilograms	kilograms	kilograms
6	A	Opening inventory ►	100.000			
7						
8		Additions to inventory				
9		Quantity produced				
10		Quantity received - domestic				
11		Quantity received - imported				
12		Quantity received - returned				
13		Other additions to inventory				
14	B	Total additions check ►	0.000			
15						
16		Reductions to inventory				
17		Quantity processed				
18		into edibles solids				
19		into edibles non-solids				
20		into extracts ingested				
21		into extracts inhaled				
22		into extracts other				
23		into topicals				
24		Quantity packaged and labeled	11.500			
25		Quantity shipped - domestic - to analytical testers				
26		Quantity shipped - domestic - to researchers				
27		Quantity shipped - domestic - to cultivators and processors				
28		Quantity shipped - exported				
29		Quantity shipped - exported value (\$)				
30		Quantity shipped returned				
31		Adjustment for drying / processing loss (kg)				
32		Quantity destroyed				
33		Quantity lost/stolen				
34		Other reductions to inventory				
35	C	Total reductions Check ►	11.500			
36						
37						
38		Closing inventory (A+B-C) ►	88.500			
39		Value of closing inventory (\$)	\$ 750,000.00			
40		Closing inventory Check (A+B-C) ►	88.500	0.000	0.000	

	A	B	F
1			
2		2. Product Inventory - Packaged	
3			
4			Dried cannabis
5			Packaged Units
6	E	Opening inventory ►	
7			
8		Additions to inventory	
9		Quantity packaged	3000
10		Quantity received - domestic	
11		Quantity received - returns	
12		Other	
13	F	Total additions check ►	3000
14			
15		Reductions to inventory	
16		Quantity shipped - domestic	
17		Quantity shipped - returned	
18		Quantity destroyed	
19		Quantity lost/stolen	
20		Other reductions to inventory	
21	G	Total reductions check ►	0
22			
23		Closing inventory (E+F-G) ►	3000
24		Value of closing inventory (\$)	\$ 130,000.00
25		Weight of closing inventory (kg)	11.500
26		Closing inventory Check (E+F-G) ►	3000

A4 Reporting sales

Where packaged and unpackaged inventories reporting is designed to capture the physical flows of cannabis, sales are intended to capture financial flows.

For example, Company A sells and ships 1,000 units of dried cannabis products to a provincial or territorial distributor.

- **Packaged inventory reporting:** Company A includes this in its reductions to dried cannabis inventories (*quantity shipped – domestic*; “Packaged” tab, cell F16).
- **Sales inventory reporting:** Company A records this as 1,000 units sold to the distributor in the respective province or territory, along with the corresponding Canadian dollar value, net of sales tax (*to distributor*; “Sales” tab, cells G64 and H64).

The distributor records this as a 1,000-unit addition to packaged dried cannabis inventory (*quantity received – domestic*; “Packaged” tab, Cell F9).

[Figure 4](#) illustrates this accounting using the cannabis tracking reports tool.

Figure 4: Reporting packaged dried cannabis sales to a provincial or territorial distributor

	A	B	E	F	
1					
2		2. Product Inventory - Packaged			
3					
4			Fresh cannabis	Dried cannabis	
5			Packaged Units	Packaged Units	
6	E	Opening inventory ►		3000	
7					
8		Additions to inventory			
9		Quantity packaged			
10		Quantity received - domestic			
11		Quantity received - returns			
12		Other			
13	F	Total additions check ►	0	0	
14					
15		Reductions to inventory			
16		Quantity shipped - domestic		1000	
17		Quantity shipped - returned			
18		Quantity destroyed			
19		Quantity lost/stolen			
20		Other reductions to inventory			
21	G	Total reductions check ►	0	1000	
22					
23		Closing inventory (E+F-G) ►			
24		Value of closing inventory (\$)			
25		Weight of closing inventory (kg)			
26		Closing inventory Check (E+F-G) ►			

	A	B	G	H	
60					
61					Dried cannabis - non-m
62		Sales by consumer location	To distributor (wholesale)		
63			Package Units	\$	Packa
64		Alberta	1000	\$ 16,450.00	
65		British Columbia			

	A	B	E	F	
1					
2		2. Product Inventory - Packaged			
3					
4			Fresh cannabis	Dried cannabis	Edibles
5			Packaged units	Packaged units	Pa
6	A	Opening inventory ►			
7					
8		Additions to inventory			
9		Quantity received - domestic		1000	
10		Quantity received - returns			
11		Other			

	A	B	E	F	
1					
2					
3					
4					
5					
6					
7					
8					
9					
10					
11					

Licence holder reports reduction to packaged dried cannabis inventory.

Licence holder reports amount sold to a distributor with the corresponding dollar values for the relevant province and/or territory on "Sales" tab.

Distributor reports amount of packaged dried cannabis as quantity received on "Packaged" tab.

A5 Reporting sales: Drop shipping

Where a customer orders product through a provincial or territorial distributor's online platform and the distributor then directs its supplier to ship the product directly to the customer (commonly referred to as drop shipping), it should be recorded as follows:

- **The supplier (processor):** Record the quantity and wholesale value as a sale to a distributor and show the corresponding quantity reduction to their packaged inventory.
- **The provincial or territorial distributor:** Record the quantity and retail value as a non-medical sale to consumer – online. Do not record any changes to its packaged inventory.

[Figure 5](#) illustrates this accounting using the cannabis tracking reports tool.

Figure 5: Reporting online packaged dried cannabis sales direct to customer (drop shipping)

	A	B	E	F	
1					
2		2. Product Inventory - Packaged			
3					
4			Fresh cannabis	Dried cannabis	
5			Packaged Units	Packaged Units	
6	E	Opening inventory ►		3000	
7					
8		Additions to inventory			
9		Quantity packaged			
10		Quantity received - domestic			
11		Quantity received - returns			
12		Other			
13	F	Total additions check ►	0	0	
14					
15		Reductions to inventory			
16		Quantity shipped - domestic		1000	
17		Quantity shipped - returned			
18		Quantity destroyed			
19		Quantity lost/stolen			
20		Other reductions to inventory			
21	G	Total reductions check ►	0	1000	
22					
23		Closing inventory (E+F-G) ►			
24		Value of closing inventory (\$)			
25		Weight of closing inventory (kg)			

	A	B	G	H	
60					
61					Dried cannabis - non-me
62		Sales by consumer location	To distributor (wholesale)		
63			Packaged Units	\$	Pack
64			1000	\$ 16,450.00	
65		Columbia			
66		a			
67		nswick			
68		ntia			
69		st Territories			
70		Edward Island			
		ewan			
		es	1000	\$ 16,450.00	
78		Total sales check ►	1000	\$ 16,450.00	

	A	B	C	D	
60					
61					
62		Sales by consumer location	Dried cannabis - non-medical		
63			Direct to consumer (online)		
64			Packaged units	\$	
65		Alberta	1000	\$ 19,500.00	
66		British Columbia			
67		Manitoba			
68		New Brunswick			
69		Newfoundland			
70		Nova Scotia			
		Northwest Territories			

Licence holder reports reduction to packaged dried cannabis inventory.

Licence holder reports amount sold to a distributor with the corresponding dollar values for the relevant province and/or territory on "Sales" tab.

Distributor reports amount and value sold on "Sales" tab but does NOT report amount of packaged dried cannabis as quantity received on "Packaged" tab.